

ZKB MeinIndex Sustainable Europe

Reporting | CH Sec No. 18 984 103

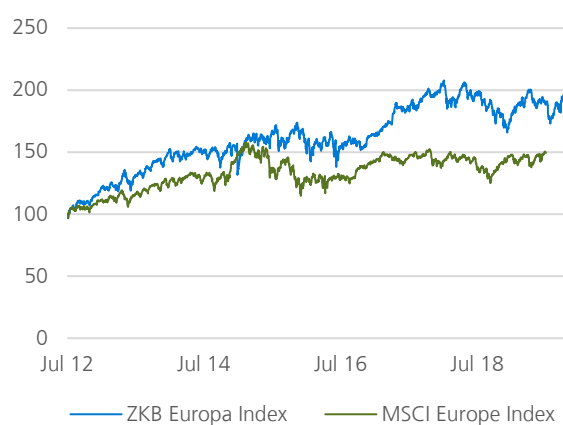
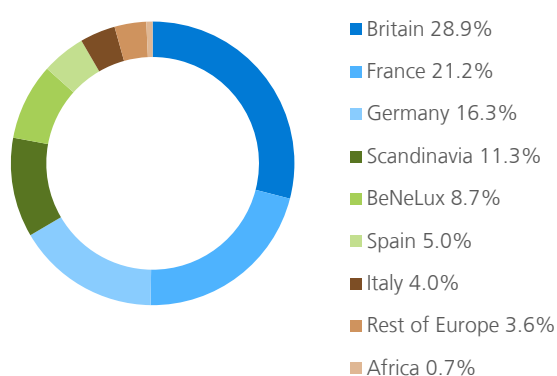
31.10.2019

This is a Structured Product. It does not constitute a collective investment scheme within the meaning of the Swiss Federal Act on Collective Investment Schemes (CISA) and it is not subject to authorisation or supervision by FINMA. The issuer risk is borne by investors.

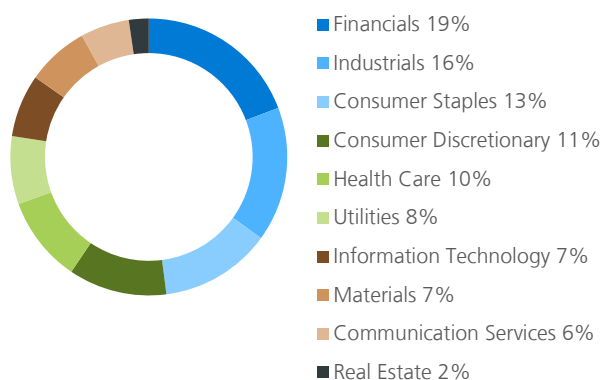
In brief

- Systematic selection of securities out of the sustainable investment universe of Zürcher Kantonalbank
- Investment in both sustainability industry leaders and smaller companies with innovative, sustainable products (innovators)

Distribution by region as of 31.10.2019



Distribution by portfolio category as of 31.10.2019



Performance figures ZKB MeinIndex Sustainable Europe

Absolute	Annualized	
1m	3.3%	
3mths	4.1%	
1y	8.2%	
3y	23.3%	7.8%
5y	30.8%	6.2%
since launch	95.0%	13.0%

Annual performance	
2013	27.2%
2014	5.7%
2015	9.0%
2016	-3.0%
2017	20.9%
2018	-14.4%
2019 YTD	15.0%

Crisis as chance
Europe is challenged in several ways. Without political integration the euro is threatened to break apart, the aging of society sets the public finances under additional pressure, and globally competition is increasing from emerging economies. In Europe, however, many well-armed companies are located which can benefit from regional and global developments.

Aiming at sustainable growth model
The euro crisis is a result of large imbalances between northern and southern Europe, which have built up since the introduction of the Euro in 1999. The southern periphery countries of Portugal, Spain, Italy and Greece could borrow money at very low interest rates and could afford large imports in order to meet the growing consumption. Countries in northern Europe, especially Germany, could improve their competitiveness and increase trade surpluses . With the change in growth prospects since the beginning of the financial crisis in 2008, the accumulated national debt in the periphery were no longer bearable in the long term. In addition to the need for massive austerity measures, structural adjustments and fiscal policy coordination the promotion of has become even more important on the agenda of European policy. At the EU summit in late June 2012 was as a supplement to the Fiscal Pact, the "Pact for Growth and Employment" definitely adopted, according to which around EUR 120 billion will be mobilized via the European Investment Bank, project bonds, or diversion of existing EU funds. The wider framework for the coordination of the growth policy in Europe is the 10-year strategy "Europe 2020" of the European Commission, which replaced the Lisbon Strategy by 2010. Focus of the growth strategy is the reduction of greenhouse gases and increasing resource efficiency, promoting education and innovation plus the reduction of poverty and the increase of employment. This means that sustainability is firmly anchored at the political level and financially supported.

Creating Added Value Through Sustainable Companies
By investing in sustainable companies does not only promote sustainable growth in Europe, but invests in companies that can benefit better from long-term trends or are less affected of new strains. Within an industry it is those that distinguish themselves by low environmental impact, social responsibility and responsible business management from the others. For example, a company in the sector raw materials can with more efficient

obesity and benefit at the same time from the rapidly increasing demand. And sustainable banks in which the responsible corporate leadership is at focus, have proved more resistant to crises. Also small companies that develop new technologies such as renewable energy, more efficient use of resources or public transport gain through these trends.

ZKB MeinIndex Sustainability Europe
In a second step, companies from ZKB's sustainable investment universe are chosen for the ZKB MeinIndex Sustainability Europe based on their attractiveness as determined by the quantitative ZKB equity selection model. The ZKB MeinIndex Sustainability Europe is an index covering Europe ex Switzerland.

Allocation to Sectors
In addition to titles from the MSCI Europe Index the sustainability universe consists of other sustainable companies from the European region that meet certain minimum requirements for market capitalization and trading volume. Starting point of the title selection is the division of all as sustainable classified titles from Europe by sector while excluding Switzerland. Since all energy and mining companies are excluded by the sustainability filter, the universe is composed of the following sectors:
- Consumer Staples
- Consumer Discretionary
- Financials
- Health Care
- Industrials
- Information Technology
- Materials (ex Mining)
- Telecommunications Services
- Utilities
Based on this classification, it is possible to compare securities with similar risk-return characteristics. At the sector level, financial stocks, followed by consumer and health care companies have the largest weight. On a country basis, the UK, with a share of almost a third of the index resembles the heavy weight. France and Germany are represented each with around one sixth of the index, followed by Scandinavia and the BeNeLux countries. Spain and Italy make up the smallest share.

Key data ZKB MeinIndex Sustainable Europe

CH Sec No.	18 984 103
Bloomberg Symbol	ZKBIEURI

Open End ZKB Tracker Certificates

CH Sec No.	ISIN	Symbol	Tranche
10 716 646	CH0107166461	TREURO	Retail
10 716 647	CH0107166479	TREURI	Institutionell

Contact
Sales Structured Products
Zürcher Kantonalbank
P.O. Box, 8010 Zürich
Phone: +41 (0)44 293 66 65
E-Mail: derivate@zkb.ch

ZKB MeinIndex Sustainable Europe Components as of 31.10.2019

Underlying	Currency	Portfolio category	Weight as of 31.10.2019
adidas AG	EUR	Consumer Discretionary	2.37%
ASML Holding NV	EUR	Information Technology	0.46%
AXA SA	EUR	Financials	1.74%
Banco Santander SA	EUR	Financials	2.74%
BNP Paribas SA	EUR	Financials	1.16%
BT Group PLC	GBp	Communication Services	0.75%
Carrefour SA	EUR	Consumer Staples	1.26%
Chr Hansen Holding A/S	DKK	Materials	0.91%
Cie Generale des Etablissement	EUR	Consumer Discretionary	2.48%
Coloplast A/S	DKK	Health Care	0.83%
Cie de Saint-Gobain	EUR	Industrials	1.66%
Danone SA	EUR	Consumer Staples	2.54%
Deutsche Telekom AG	EUR	Communication Services	1.59%
Encavis AG	EUR	Utilities	1.03%
Erste Group Bank AG	EUR	Financials	0.51%
EssilorLuxottica SA	EUR	Consumer Discretionary	1.21%
Essity AB	SEK	Consumer Staples	2.41%
Evonik Industries AG	EUR	Materials	2.08%
Experian PLC	GBp	Industrials	1.25%
Ferrovial SA	EUR	Industrials	2.25%
Fresenius SE & Co KGaA	EUR	Health Care	0.71%
Hennes & Mauritz AB	SEK	Consumer Discretionary	0.89%
Halma PLC	GBp	Information Technology	2.12%
HSBC Holdings PLC	GBp	Financials	1.45%
ING Groep NV	EUR	Financials	1.14%
Intesa Sanpaolo SpA	EUR	Financials	1.89%
Investec PLC	GBp	Financials	0.71%
Johnson Matthey PLC	GBp	Materials	0.64%
Kering SA	EUR	Consumer Discretionary	1.60%
Kingfisher PLC	GBp	Consumer Discretionary	0.79%
Kingspan Group PLC	EUR	Industrials	0.85%
Kone Oyj	EUR	Industrials	0.91%
Koninklijke Ahold Delhaize NV	EUR	Consumer Staples	1.63%
Land Securities Group PLC	GBp	Real Estate	1.22%
Legal & General Group PLC	GBp	Financials	0.54%
Lloyds Banking Group PLC	GBp	Financials	0.61%
M&G PLC	GBp	Financials	0.41%
Marks & Spencer Group PLC	GBp	Consumer Discretionary	0.78%
Melexis NV	EUR	Information Technology	0.40%
Merck KGaA	EUR	Health Care	2.27%
Metso Oyj	EUR	Industrials	1.03%
Mondi PLC	GBp	Materials	1.51%
National Grid PLC	GBp	Utilities	1.20%
NN Group NV	EUR	Financials	1.91%
Novo Nordisk A/S	DKK	Health Care	1.51%
Bekaert SA	EUR	Materials	1.37%
Persimmon PLC	GBp	Consumer Discretionary	0.87%
Prudential PLC	GBp	Financials	2.55%
Puma SE	EUR	Consumer Discretionary	0.46%
Randstad NV	EUR	Industrials	0.93%
RELX PLC	GBp	Industrials	2.65%
Koninklijke Philips NV	EUR	Health Care	0.86%
Sanofi	EUR	Health Care	2.44%
SAP SE	EUR	Information Technology	2.51%

Underlying	Currency	Portfolio category	Weight as of 31.10.2019
Schneider Electric SE	EUR	Industrials	1.08%
Siemens AG	EUR	Industrials	2.52%
Siemens Healthineers AG	EUR	Health Care	0.74%
SKF AB	SEK	Industrials	0.57%
Smith & Nephew PLC	GBP	Health Care	0.66%
Snam SpA	EUR	Utilities	2.14%
SSAB AB	SEK	Materials	0.73%
Standard Chartered PLC	GBP	Financials	1.84%
STMicroelectronics NV	EUR	Information Technology	1.00%
Suez	EUR	Utilities	0.86%
Telefonaktiebolaget LM Ericsson	SEK	Information Technology	0.80%
Telenor ASA	NOK	Communication Services	0.75%
Tesco PLC	GBP	Consumer Staples	2.43%
Unibail-Rodamco-Westfield	EUR	Real Estate	1.09%
Unilever PLC	GBP	Consumer Staples	2.69%
United Utilities Group PLC	GBP	Utilities	0.63%
Veolia Environnement SA	EUR	Utilities	2.05%
Vodafone Group PLC	GBP	Communication Services	2.60%

Disclaimer

This document is produced solely for information purposes. All information and data in this document comes from sources which Zürcher Kantonalbank considers to be reliable at the time the document was prepared. All calculations and statements were produced with the greatest care. However, no responsibility can be accepted for their correctness, accuracy, completeness and appropriateness – whether expressed or implied. This document does not constitute an offer to buy or sell any security; nor does it contain the basis for a contract or any other kind of obligation.

All investments, for example in bonds, equities, options and derivatives, involve risk. No investment decision with respect to any security should be taken on the basis of this document. Zürcher Kantonalbank shall not be responsible for any consequences, in particular losses, which arise or may arise as a result of the use of or failure to use the views and conclusions contained in this document. Past performance and investment prices are no guide to the future development of the investment. Zürcher Kantonalbank makes no warranty that the implied or specified performance will be achieved.

Sale or offering of structured products may be subject to country-specific selling restrictions, which must imperatively be followed. For the above-mentioned structured products and the present document the following restrictions apply: U.K., Guernsey, EEA-member states, USA and U.S. persons. In particular must this publication and the information contained within not be distributed and / or redistributed, used or relied upon, by any person (whether individual or entity) who may be a US person under Regulation S under the US Securities Act of 1933. US persons include any US resident; any corporation, company, partnership or other entity organized under any law of the United States; and other categories set out in Regulation S. Investors are reminded, that telephone conversations with trading or sales units of the Zürcher Kantonalbank are recorded. Investors, who have telephone conversations with these units consent tacitly to the recording.