

ZKB MeinIndex Sustainability Wind

Index description | CH Sec Code 10 687 121

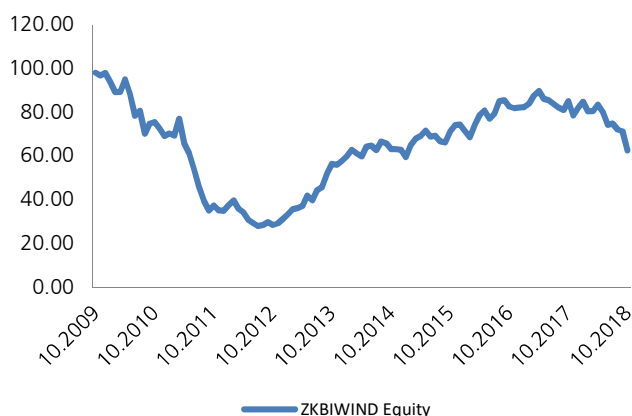
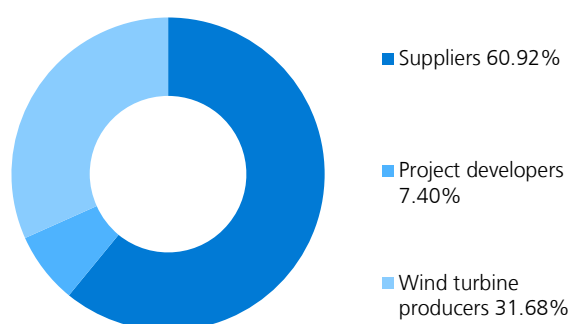
31.10.2018

These products constitute Structured Products in Switzerland. They do not constitute collective investment schemes in the meaning of the Swiss Federal Act on Collective Investment Schemes (CISA). They are not subject to an authorisation or supervision by the FINMA and investors do not benefit from protection under the CISA.

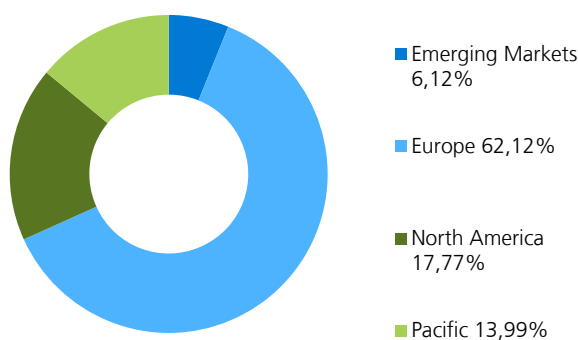
In brief

- Unlike fossil fuels, wind energy is infinitely available and does not involve any recurring fuel costs.
- Wind energy brings a host of ecological benefits.
- Including the CO₂ costs of fossil-fired power plants, electricity produced from wind energy is already competitive in many instances.
- Wind energy also has a dampening effect on electricity spot prices.
- Wind energy's share of global electricity production is likely to be between 15 and 20 % by 2050, depending on the scenario.

Breakdown by sector (in %) as of 31.10.2018



Breakdown by country (in %) as of 31.10.2018



ZKB MeinIndex Sustainability Wind

						Date	31.10.2018
Since	1Mth	3Mth	1Y	3Y	5Y	Lanc.	
Index	-12.2%	-16.4%	-26.5%	-12.3%	11.1%	-36.2%	
Annualised				3J	5J	Lanc.	
Index				-4.1%	2.2%	-4.0%	
Annual Perf	2013	2014	2015	2016	2017	2018 YTD	
Index	86.0%	8.7%	18.6%	10.4%	-0.1%	-23.8%	

Wind

The production of electricity from wind is based on a tradition of wind use dating back centuries. Wind turbines' current configuration – a rotor with three blades, attached to a gondola above a tower – became established in the 1980s.

Wind power exhibits a series of ecological benefits. The time taken by a turbine to recoup the cost involved in its own manufacturing (energetic amortization time) is now just a little over six months. The wind turbine also needs hardly any water to operate, giving it significant advantages over coal or nuclear-fired power stations. This form of energy is furthermore available on a relatively decentralized basis. At the end of its service life, a wind turbine can be completely dismantled and recycled.

The growth of the wind energy sector reflects these benefits. Worldwide, the expansion of wind power continues apace. Annual growth in wind energy production capacity has averaged 28 % since 2000. Forecasts suggest that – in a modest scenario – capacity could be expanded to up to 800 GW by 2020, which would mean wind energy accounting for 9 % of global electricity production.

Integration of wind energy plants with the electricity grid is another important point. In many countries, wind power already has a considerable share of the total electricity produced. In five European countries, this share is more than 7 % whereby Denmark and Spain are top of the group with 21 % and 14.5 % respectively. This has a dampening effect on electricity spot prices.

ZKB MeinIndex Sustainability Wind

For the ZKB MeinIndex Sustainability Wind, companies from the three groups in the value chain are selected from the sustainable investment universe of Zürcher Kantonalbank. The primary focus is on the manufacturing of wind turbines for electricity production (manufacturers and suppliers), as well as project planning for wind farms and additional wind-farm services. This index does not depict the operation of wind farms as electricity suppliers. Technologies such as compressed air storage and hydrogen production may be added to the wind-power sector in future. The wind-energy value chain can be divided into the following categories:

Key data

CH Sec No ZKB MeinIndex Wind	10 687 121
Bloomberg Symbol	ZKBIWIND

Open End ZKB Tracker Certificates

CH Sec No	ISIN	Symbol	Class
10 716 408	CH0107164086	TRWINO	Retail

The new title selection per next rebalancing will be announced on the Index Fact Sheet.

Wind turbine producers

Companies which are involved in the development, production, distribution and/or servicing of wind turbines.

Suppliers

Suppliers to the wind turbine manufacturers include producers of gears, rotor blades, generators, electrical components, towers and companies that connect wind farms to the grid.

Project developers

Project developers are involved in the development, production and operation (on behalf of third parties) of wind farms.

Contact

Zürcher Kantonalbank, Josefstrasse 222, 8005 Zurich

Sales Structured Products

Tel.: +41(0) 44 293 66 65 / e-Mail: derivate@zkb.ch
www.zkb.ch/strukturierteprodukte

Disclaimer

None of the information contained herein constitutes an offer or solicitation to conclude a financial transaction. Moreover, this document does not constitute an issue prospectus as per Art. 652a or 1156 of the Swiss Code of Obligations (SCO), nor a listing notice under the SIX Swiss Exchange Listing Rules. The brochures and term sheets that apply to the products may be obtained from documentation@zkb.ch. The products in question are of a risk-bearing nature. Losses may be incurred as a result of acquiring these products, and every investor should fully investigate the associated risks. Furthermore, we refer to our brochure «Special Risks in Securities Trading», which can be ordered from us. Their might exist country-specific restrictions for selling and offering structured products that are compulsory. For the pre-mentioned structured products and this document the restrictions for UK, Guernsey, EEA-member states, USA and US-persons are compelling in particular. Past values and past price performance do not provide any indication of the future performance of the investment. No guarantee is offered in respect of any of the information given here.

ZKB MeinIndex Sustainability Wind Components as of 31.10.2018

Index titles

Underlying	ISIN	Fixing price	Currency	FX	Number of shares	Portfolio category	Weighting in % per 31.10.2018
TAEWOONG CO LTD	KR7044490001	11'150.00	KRW	0.000882	0.222009	Suppliers	3.54%
DONGKUK STRUCTURES & CONSTRU	KR7100130004	3'040.00	KRW	0.000882	0.827300	Suppliers	3.59%
CS WIND CORP	KR7112610001	28'850.00	KRW	0.000882	0.082991	Suppliers	3.42%
YEONG GUAN ENERGY GROUP CO	KYG984291065	40.00	TWD	0.032467	1.635642	Suppliers	3.44%
XINJIANG GOLDWIND SCI&TEC-H	CNE100000PP1	5.68	HKD	0.128154	5.191593	Wind turbine producers	6.12%
AMERICAN SUPERCONDUCTOR CORP	US0301112076	6.07	USD	1.005177	0.342238	Suppliers	3.38%
BROADWIND ENERGY INC	US11161T2078	1.89	USD	1.005177	1.161895	Suppliers	3.57%
ENERGIEKONTOR AG	DE0005313506	14.10	EUR	1.140381	0.143682	Project developers	3.74%
GURIT HOLDING AG-BR	CH0008012236	896.00	CHF	1.000000	0.002636	Suppliers	3.82%
MANITOWOC COMPANY INC	US5635714059	17.65	USD	1.005177	0.119598	Suppliers	3.44%
MAXWELL TECHNOLOGIES INC	US5777671067	2.99	USD	1.005177	0.730751	Suppliers	3.56%
NORDEX SE	DE000A0D6554	7.93	EUR	1.140381	0.244993	Wind turbine producers	3.59%
NEXANS SA	FR0000044448	24.86	EUR	1.140381	0.084079	Suppliers	3.86%
NKT A/S	DK0010287663	121.60	DKK	0.152836	0.107192	Suppliers	3.23%
PNE AG	DE000A0JBPG2	2.36	EUR	1.140381	0.839392	Project developers	3.66%
PRYSMIAN SPA	IT0004176001	17.03	EUR	1.140381	0.234942	Suppliers	7.39%
SENVION SA	LU1377527517	5.05	EUR	1.140381	0.383062	Wind turbine producers	3.57%
SIEMENS GAMESA RENEWABLE ENE	ES0143416115	9.66	EUR	1.140381	0.414866	Wind turbine producers	7.40%
SIF HOLDING NV	NL0011660485	14.58	EUR	1.140381	0.131428	Suppliers	3.54%
SKF AB-B SHARES	SE0000108227	143.35	SEK	0.109552	0.141369	Suppliers	3.60%
SCHWEITER TECHNOLOGIES AG-BR	CH0010754924	1'122.00	CHF	1.000000	0.002054	Suppliers	3.73%
TPI COMPOSITES INC	US87266J1043	25.34	USD	1.005177	0.092582	Suppliers	3.82%

VESTAS WIND SYSTEMS A/S	DK0010268606	407.40	DKK	0.152836	0.109054	Wind turbine producers	11.00%
----------------------------	--------------	--------	-----	----------	----------	------------------------	--------