

# ZKB MeinIndex Sustainability Wind

Index description | CH Sec Code 10 687 121

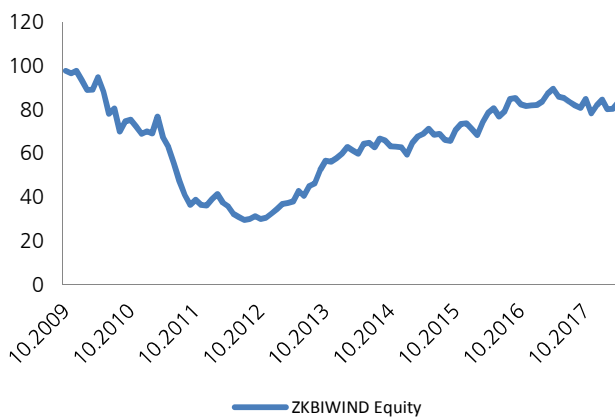
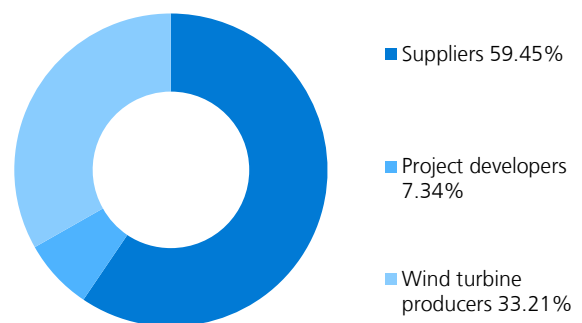
30.04.2018

**These products constitute Structured Products in Switzerland. They do not constitute collective investment schemes in the meaning of the Swiss Federal Act on Collective Investment Schemes (CISA). They are not subject to an authorisation or supervision by the FINMA and investors do not benefit from protection under the CISA.**

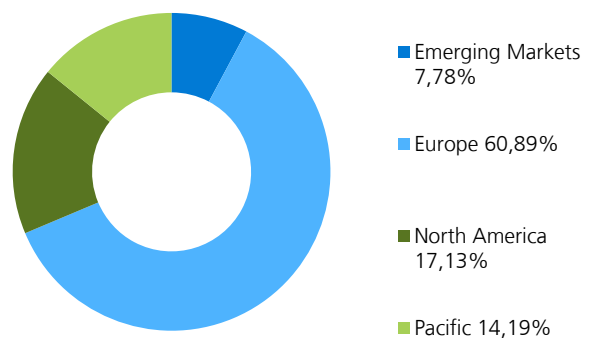
## In brief

- Unlike fossil fuels, wind energy is infinitely available and does not involve any recurring fuel costs.
- Wind energy brings a host of ecological benefits.
- Including the CO<sub>2</sub> costs of fossil-fired power plants, electricity produced from wind energy is already competitive in many instances.
- Wind energy also has a dampening effect on electricity spot prices.
- Wind energy's share of global electricity production is likely to be between 15 and 20 % by 2050, depending on the scenario.

**Breakdown by sector (in %) as of 30.04.2018**



**Breakdown by country (in %) as of 30.04.2018**



## ZKB MeinIndex Sustainability Wind

						Date
						30.04.2018
Since	1Mth	3Mth	1Y	3Y	5Y	Lanc.
Index	3.7%	-1.5%	-7.0%	20.9%	118.4%	-14.8%
Annualised				3J	5J	Lanc.
Index				7.0%	23.7%	-1.7%
Annual Perf	2013	2014	2015	2016	2017	2018 YTD
Index	77.8%	8.6%	17.3%	11.2%	-0.1%	1.7%

## Wind

The production of electricity from wind is based on a tradition of wind use dating back centuries. Wind turbines' current configuration – a rotor with three blades, attached to a gondola above a tower – became established in the 1980s.

Wind power exhibits a series of ecological benefits. The time taken by a turbine to recoup the cost involved in its own manufacturing (energetic amortization time) is now just a little over six months. The wind turbine also needs hardly any water to operate, giving it significant advantages over coal or nuclear-fired power stations. This form of energy is furthermore available on a relatively decentralized basis. At the end of its service life, a wind turbine can be completely dismantled and recycled.

The growth of the wind energy sector reflects these benefits. Worldwide, the expansion of wind power continues apace. Annual growth in wind energy production capacity has averaged 28 % since 2000. Forecasts suggest that – in a modest scenario – capacity could be expanded to up to 800 GW by 2020, which would mean wind energy accounting for 9 % of global electricity production.

Integration of wind energy plants with the electricity grid is another important point. In many countries, wind power already has a considerable share of the total electricity produced. In five European countries, this share is more than 7 % whereby Denmark and Spain are top of the group with 21 % and 14.5 % respectively. This has a dampening effect on electricity spot prices.

## ZKB MeinIndex Sustainability Wind

For the ZKB MeinIndex Sustainability Wind, companies from the three groups in the value chain are selected from the sustainable investment universe of Zürcher Kantonalbank. The primary focus is on the manufacturing of wind turbines for electricity production (manufacturers and suppliers), as well as project planning for wind farms and additional wind-farm services. This index does not depict the operation of wind farms as electricity suppliers. Technologies such as compressed air storage and hydrogen production may be added to the wind-power sector in future. The wind-energy value chain can be divided into the following categories:

### Key data

CH Sec No ZKB MeinIndex Wind	10 687 121
Bloomberg Symbol	ZKBIWIND

### Open End ZKB Tracker Certificates

CH Sec No	ISIN	Symbol	Class
10 716 408	CH0107164086	TRWINO	Retail

**The new title selection per next rebalancing will be announced on the Index Fact Sheet.**

## Wind turbine producers

Companies which are involved in the development, production, distribution and/or servicing of wind turbines.

## Suppliers

Suppliers to the wind turbine manufacturers include producers of gears, rotor blades, generators, electrical components, towers and companies that connect wind farms to the grid.

## Project developers

Project developers are involved in the development, production and operation (on behalf of third parties) of wind farms.

## Contact

Zürcher Kantonalbank, Josefstrasse 222, 8005 Zurich

### Sales Structured Products

Tel.: +41(0) 44 293 66 65 / e-Mail: [derivate@zkb.ch](mailto:derivate@zkb.ch)  
[www.zkb.ch/strukturierteprodukte](http://www.zkb.ch/strukturierteprodukte)

### Disclaimer

None of the information contained herein constitutes an offer or solicitation to conclude a financial transaction. Moreover, this document does not constitute an issue prospectus as per Art. 652a or 1156 of the Swiss Code of Obligations (SCO), nor a listing notice under the SIX Swiss Exchange Listing Rules. The brochures and term sheets that apply to the products may be obtained from [documentation@zkb.ch](mailto:documentation@zkb.ch). The products in question are of a risk-bearing nature. Losses may be incurred as a result of acquiring these products, and every investor should fully investigate the associated risks. Furthermore, we refer to our brochure «Special Risks in Securities Trading», which can be ordered from us. Their might exist country-specific restrictions for selling and offering structured products that are compulsory. For the pre-mentioned structured products and this document the restrictions for UK, Guernsey, EEA-member states, USA and US-persons are compelling in particular. Past values and past price performance do not provide any indication of the future performance of the investment. No guarantee is offered in respect of any of the information given here.

## ZKB MeinIndex Sustainability Wind Components as of 30.04.2018

### Index titles

Underlying	ISIN	Fixing price	Currency	FX	Number of shares	Portfolio category	Weighting in % per 30.04.2018
TAEWOONG CO LTD	KR7044490001	18'850.00	KRW	0.000925	0.174432	Suppliers	3.66%
DONGKUK STRUCTURES & CONSTRU	KR7100130004	4'905.00	KRW	0.000925	0.676148	Suppliers	3.69%
CS WIND CORP	KR7112610001	32'850.00	KRW	0.000925	0.096450	Suppliers	3.53%
YEONG GUAN ENERGY GROUP CO	KYG984291065	81.60	TWD	0.033415	1.008144	Suppliers	3.31%
XINJIANG GOLDWIND SCI&TEC-H	CNE100000PP1	13.74	HKD	0.125846	3.740752	Wind turbine producers	7.78%
AMERICAN SUPERCONDUCTOR CORP	US0301112076	5.92	USD	0.987557	0.484450	Suppliers	3.41%
BROADWIND ENERGY INC	US11161T2078	2.72	USD	0.987557	1.030883	Suppliers	3.33%
ENERGIEKONTOR AG	DE0005313506	14.15	EUR	1.197963	0.183874	Project developers	3.75%
GURIT HOLDING AG-BR	CH0008012236	850.00	CHF	1.000000	0.003395	Suppliers	3.47%
MANITOWOC COMPANY INC	US5635714059	25.17	USD	0.987557	0.105686	Suppliers	3.16%
MAXWELL TECHNOLOGIES INC	US5777671067	5.18	USD	0.987557	0.566986	Suppliers	3.49%
NORDEX SE	DE000A0D6554	9.56	EUR	1.197963	0.255015	Wind turbine producers	3.52%
NEXANS SA	FR0000044448	42.80	EUR	1.197963	0.056089	Suppliers	3.46%
NKT A/S	DK0010287663	184.60	DKK	0.160789	0.094725	Suppliers	3.38%
PNE WIND AG-REG	DE000A0JBPG2	2.50	EUR	1.197963	0.998594	Project developers	3.59%
PRYSMIAN SPA	IT0004176001	24.24	EUR	1.197963	0.200927	Suppliers	7.02%
SENVION SA	LU1377527517	10.74	EUR	1.197963	0.243310	Wind turbine producers	3.77%
SIEMENS GAMESA RENEWABLE ENE	ES0143416115	14.12	EUR	1.197963	0.365589	Wind turbine producers	7.44%
SIF HOLDING NV	NL0011660485	19.02	EUR	1.197963	0.134675	Suppliers	3.69%
SKF AB-B SHARES	SE0000108227	181.45	SEK	0.114060	0.141356	Suppliers	3.52%
SCHWEITER TECHNOLOGIES AG-BR	CH0010754924	1'132.00	CHF	1.000000	0.002623	Suppliers	3.57%
TPI COMPOSITES INC	US87266J1043	22.82	USD	0.987557	0.137853	Suppliers	3.74%

VESTAS WIND SYSTEMS A/S	DK0010268606	408.10	DKK	0.160789	0.135451	Wind turbine producers	10.70%
----------------------------	--------------	--------	-----	----------	----------	------------------------	--------