

ZKB MeinIndex Sustainable  
Energy Efficiency

Reporting | CH Sec No. 10 687 110

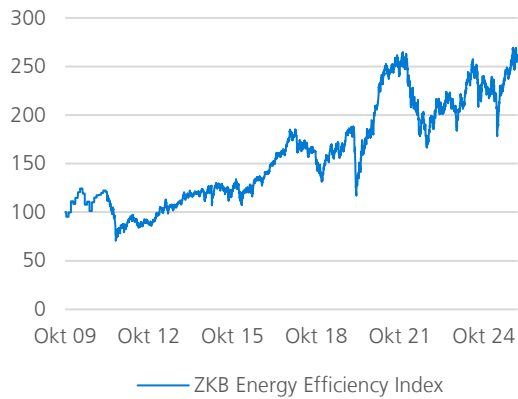
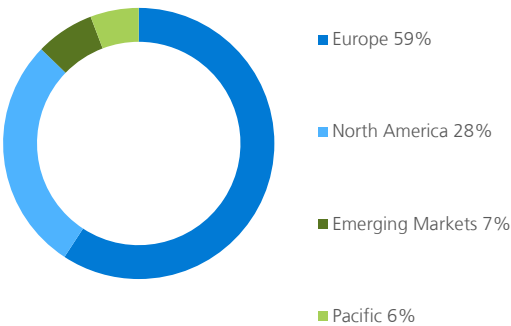
31.12.2025

**This is a Structured Product. It does not constitute a collective investment scheme within the meaning of the Swiss Federal Act on Collective Investment Schemes (CISA) and it is not subject to authorisation or supervision by FINMA. The issuer risk is borne by investors.**

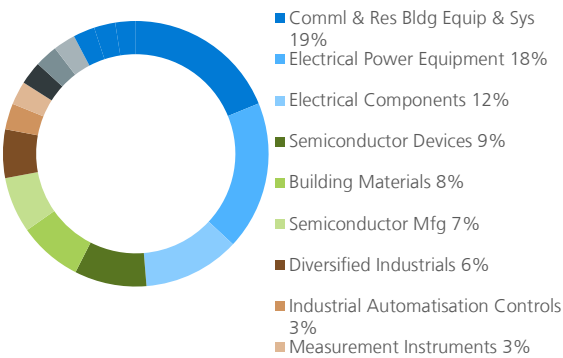
In brief

- About 60 % of the primary energy that we use is wasted because it is lost at some point in the transformation chain
- Major potential exists to improve efficiency in terms of buildings, industrial processes, mobility, lighting and consumer goods
- Improved energy efficiency is a low-cost way to reduce greenhouse gas emissions
- As well as being good for the environment, measures to increase energy efficiency are also financially attractive due to the cost savings obtained
- Both nationally and internationally, the need for greater energy efficiency is increasingly supported and accepted at a political level

Distribution by region as of 31.12.2025



Distribution by portfolio category as of 31.12.2025



Performance figures ZKB MeinIndex Sustainable Energy Efficiency

Absolute	Annualized	
1m	0.5%	
3mths	6.4%	
1y	19.0%	
3y	40.4%	13.5%
5y	22.3%	4.5%
since launch	161.6%	10.0%

Annual performance	
2017	27.4%
2018	-24.1%
2019	35.1%
2020	17.5%
2021	21.4%
2022	-28.2%
2023	16.6%
2024	1.2%
2025	19.0%

Information on ZKB MeinIndex

The global effects of climate change are a major issue for politics, economics and society today. The lowest-cost, most direct method of reducing greenhouse gas emissions lies in saving energy and eradicating energy losses. About 60 % of the primary energy that we use is wasted because it is lost somewhere in the transformation chain prior to end-use consumption. Measures in the buildings sector have a central role to play in this, because this is where the greatest potential for cost-effective reduction in CO2 emissions lies. Major efficiency potential also exists in industrial processes, mobility, lighting, as well as consumer goods. Greater energy efficiency is therefore assigned a key role in climate-change policy; but as well as being good for the environment, energy efficiency is also financially attractive due to the cost savings obtained. Investments in improved energy efficiency are usually recouped in a short space of time. Both nationally and internationally, greater energy efficiency is becoming increasingly supported and rooted at a political level. For instance, under its "20-20-20 by 2020" slogan, the EU has drawn up a climate protection package designed to increase energy efficiency by 20 % by 2020, cut emissions of greenhouse gases by 20 % and raise the proportion of renewable energy sources from 8.5 % to an average of 20 %. Similar goals have been agreed by the likes of the US and China. Swiss politicians have now taken decisions on the definition of goals to increase energy efficiency. The focus is on more energy-conscious purchasing and usage on the part of consumers and businesses. This presents major growth opportunities for companies that offer solutions for greater energy efficiency.

**ZKB MeinIndex Sustainability Energy Efficiency**  
For the ZKB MeinIndex Sustainability Energy Efficiency, companies are selected from the sustainable investment universe of Zürcher Kantonalbank that contribute to energy saving or minimize the loss of energy.

**Industrial products**  
Industrial electric motors and electric motor systems in industry and the service sector are responsible for a large share of worldwide electricity consumption. The energy efficiency of an electric motor system can generally be improved by 20 to 30 % – equivalent to an enormous, untapped potential for cost-effective energy savings and greenhouse gas reductions.

**Key data ZKB MeinIndex Sustainable Energy Efficiency**

CH Sec No.	10 687 110
Bloomberg Symbol	ZKBIENRG

**Open End ZKB Tracker Certificates**

CH Sec No.	ISIN	Symbol	Tranche
10 716 402	CH0107164029	TREFFO	Retail

**Area/process heat**

Around one-quarter of Switzerland's energy consumption is due to housing: heating, cooling, hot water and lighting are the main causal factors. Important measures include: roof and wall insulation, insulation glazing, ventilation, use of environmental heat (e.g. using solar collectors, geothermal).

**Consumer goods**

The standby consumption of household equipment is just one example showing how energy is consumed where it is not even needed – and costs money too. Technical ways to improve efficiency in terms of household equipment (e.g. washing machines, coffee makers) include a significant lowering of energy consumption, and in particular auto-off functions that fully disconnect equipment from the power supply when it is not being used.

**Lighting**

The era of traditional light bulbs is gradually coming to an end. Light bulbs mainly produce heat rather than light. Studies suggest lighting accounts for 20 % of the world's electricity consumption. The replacement of obsolete light bulb technology – mainly by the lightemitting diode (LED) technology that began to be used in the late 1990s – could offer scope for major efficiency improvements, and therefore potential energy savings.

**Electricity and heating supply**

Renewable energy and the more efficient use of conventional energy sources offer major potential for reducing environmental impact. Intelligent management of power usage can take pressure off the electricity networks ("smart grids"). This means the additional capacity required at peak times can be kept at a low level, and the corresponding emissions are not incurred.

**Contact**

Sales Structured Products  
Zürcher Kantonalbank  
P.O. Box, 8010 Zürich  
Phone: +41 (0)44 293 66 65  
E-Mail: [derivate@zkb.ch](mailto:derivate@zkb.ch)

ZKB MeinIndex Sustainable Energy Efficiency Components as of 31.12.2025

Underlying	Currency	Portfolio category	Weight as of 31.12.2025
ABB Ltd	CHF	Electrical Power Equipment	2.81 %
Acuity Inc	USD	Comml & Res Bldg Equip & Sys	2.80 %
Alfa Laval AB	SEK	Diversified Industrials	3.00 %
Amphenol Corp	USD	Electrical Components	2.98 %
Applied Materials Inc	USD	Semiconductor Mfg	3.51 %
Belimo Holding AG	CHF	Comml & Res Bldg Equip & Sys	2.78 %
E.ON SE	EUR	Electric Transmission & Dist	2.78 %
Eaton Corp PLC	USD	Electrical Power Equipment	2.33 %
Halma PLC	GBP	Measurement Instruments	2.87 %
Infineon Technologies AG	EUR	Semiconductor Devices	3.51 %
Keyence Corp	JPY	Factory Automation Equipment	2.48 %
Kingspan Group PLC	EUR	Building Materials	2.78 %
Legrand SA	EUR	Comml & Res Bldg Equip & Sys	2.39 %
Lennox International Inc	USD	Comml & Res Bldg Equip & Sys	2.61 %
LS Electric Co Ltd	KRW	Electrical Power Equipment	4.18 %
Meier Tobler Group AG	CHF	Comml & Res Bldg Equip & Sys	2.93 %
Mersen SA	EUR	Specialty Chemicals	2.59 %
Monolithic Power Systems Inc	USD	Semiconductor Devices	2.58 %
Nibe Industrier AB	SEK	Comml & Res Bldg Equip & Sys	2.87 %
NKT A/S	DKK	Electrical Components	3.06 %
nVent Electric PLC	USD	Electrical Components	2.89 %
Owens Corning	USD	Building Materials	2.38 %
Prysmian SpA	EUR	Electrical Components	2.83 %
Quanta Services Inc	USD	Infrastructure Construction	2.71 %
Rockwell Automation Inc	USD	Industrial Automatisatation Controls	3.17 %
ROCKWOOL A/S	DKK	Building Materials	2.60 %
Samsung SDI Co Ltd	KRW	Auto Parts	2.81 %
Schneider Electric SE	EUR	Electrical Power Equipment	2.68 %
Siemens AG	EUR	Diversified Industrials	2.90 %
Siemens Energy AG	EUR	Electrical Power Equipment	3.46 %
STMicroelectronics NV	EUR	Semiconductor Devices	2.68 %
Tokyo Electron Ltd	JPY	Semiconductor Mfg	3.29 %
TopBuild Corp	USD	Building Construction	2.62 %
Trane Technologies PLC	USD	Comml & Res Bldg Equip & Sys	2.43 %
Vertiv Holdings Co	USD	Electrical Power Equipment	2.65 %

Disclaimer

This document is produced solely for information purposes. All information and data in this document comes from sources which Zürcher Kantonalbank considers to be reliable at the time the document was prepared. All calculations and statements were produced with the greatest care. However, no responsibility can be accepted for their correctness, accuracy, completeness and appropriateness – whether expressed or implied. This document does not constitute an offer to buy or sell any security; nor does it contain the basis for a contract or any other kind of obligation.

All investments, for example in bonds, equities, options and derivatives, involve risk. No investment decision with respect to any security should be taken on the basis of this document. Zürcher Kantonalbank shall not be responsible for any consequences, in particular losses, which arise or may arise as a result of the use of or failure to use the views and conclusions contained in this document. Past performance and investment prices are no guide to the future development of the investment. Zürcher Kantonalbank makes no warranty that the implied or specified performance will be achieved.

Sale or offering of structured products may be subject to country-specific selling restrictions, which must imperatively be followed. For the above-mentioned structured products and the present document the following restrictions apply: U.K., Guernsey, EEA-member states, USA and U.S. persons. In particular must this publication and the information contained within not be distributed and / or redistributed, used or relied upon, by any person (whether individual or entity) who may be a US person under Regulation S under the US Securities Act of 1933. US persons include any US resident; any corporation, company, partnership or other entity organized under any law of the United States; and other categories set out in Regulation S. Investors are reminded, that telephone conversations with trading or sales units of the Zürcher Kantonalbank are recorded. Investors, who have telephone conversations with these units consent tacitly to the recording.