

# ZKB Basket Sustainable Japan

Reporting | CH Sec No. 25 347 217

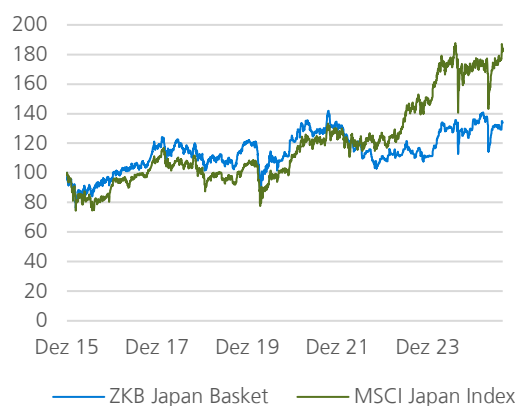

31.07.2025

**This is a Structured Product. It does not constitute a collective investment scheme within the meaning of the Swiss Federal Act on Collective Investment Schemes (CISA) and it is not subject to authorisation or supervision by FINMA. The issuer risk is borne by investors.**

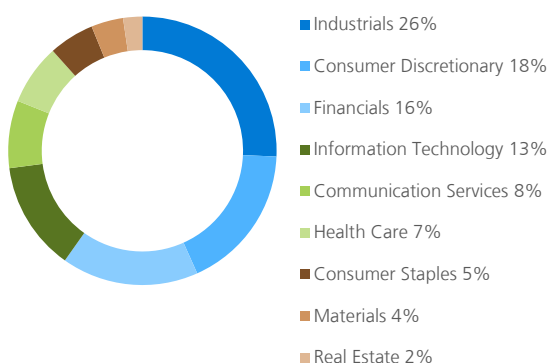
## In brief

- Systematic selection of securities out of the sustainable investment universe of Zürcher Kantonalbank
- Investment in both sustainability industry leaders and smaller companies with innovative, sustainable products (innovators)

Distribution by region as of 31.07.2025



Distribution by portfolio category as of 31.07.2025



## Performance figures ZKB Basket Sustainable Japan

Absolute	Annualized	
1m	1.2%	
3mths	5.7%	
1y	-0.3%	
3y	16.7%	5.6%
5y	31.6%	6.3%
since launch	33.8%	3.5%

Annual performance	
2017	19.3%
2018	-13.0%
2019	16.8%
2020	3.8%
2021	5.8%
2022	-17.4%
2023	2.9%
2024	20.2%
2025 YTD	0.1%

#### Description

The certificate invests in securities of companies domiciled or doing business predominantly in Japan. Companies are selected on the basis of sustainability criteria and a quantitative model. For diversification purposes, normally between 60 and 90 positions are held.

#### Creating Added Value Through Sustainable Companies

Investing in sustainable companies not only promotes sustainable growth in Japan but also allocates funds to companies that can benefit more from long-term trends or are less affected by new regulations. Among the big players in an industry, these are the companies that distinguish themselves from their peers through a low environmental impact, social commitment and responsible corporate management. A commodities company, for example, can use more efficient manufacturing methods to counteract an increase in raw material prices and reduce costs. A food manufacturer can use healthy products to help fight obesity and at the same time benefit from the sharp rise in demand. And more sustainable banks, which focus on responsible corporate management, have proven to be more crisis-resistant. Smaller companies that develop new technologies e.g. for renewable energies, a more efficient use of resources or for public transport are benefiting from the respective trends.

#### A Combination of Sustainability, Value, Momentum and Quality

Based on the proprietary sustainable universe (sustainable approach), the tried and tested quantitative model of Zürcher Kantonalbank invests in stocks that best embody the three characteristics value, momentum and quality. The focus is on stocks with a low valuation (Value), an extraordinary profit and price performance (Momentum), low risk ratios as well as a healthy balance sheet and income statement (Quality). The certificate uses the MSCI Japan as its benchmark index.

#### Classification by sector

In addition to stocks from the MSCI Japan Index, the Sustainability Universe also consists of other sustainable companies from Japan that meet certain minimum requirements in terms of market capitalisation and trading volume. The starting point for stock selection is the classification of all Japanese stocks categorized as sustainable. This is done by sector.

#### Key data ZKB Basket Sustainable

##### Japan

CH Sec No.	25 347 217
Bloomberg Symbol	ZKJANA

#### Open End ZKB Tracker Certificates

CH Sec No.	ISIN	Symbol	Tranche
25 347 217	CH025347217	ZKJANA	Retail

#### Contact

Sales Structured Products  
Zürcher Kantonalbank  
P.O. Box, 8010 Zürich  
Phone: +41 (0)44 293 66 65  
E-Mail: [derivate@zkb.ch](mailto:derivate@zkb.ch)

## ZKB Basket Sustainable Japan Components as of 31.07.2025

Underlying	Currency	Portfolio category	Weight as of 31.07.2025
Advantest Corp	JPY	Information Technology	2.16%
Aisin Corp	JPY	Consumer Discretionary	1.73%
Amada Co Ltd	JPY	Industrials	2.63%
Anritsu Corp	JPY	Information Technology	1.49%
Asics Corp	JPY	Consumer Discretionary	1.39%
Azbil Corp	JPY	Information Technology	1.04%
Bridgestone Corp	JPY	Consumer Discretionary	3.13%
Brother Industries Ltd	JPY	Information Technology	0.62%
Daifuku Co Ltd	JPY	Industrials	1.66%
Dai-ichi Life Holdings Inc	JPY	Financials	2.42%
Daiichi Sankyo Co Ltd	JPY	Health Care	0.74%
Daiwa Securities Group Inc	JPY	Financials	0.53%
Denso Corp	JPY	Consumer Discretionary	3.21%
DTS Corp	JPY	Information Technology	0.36%
FANUC Corp	JPY	Industrials	2.90%
Fast Retailing Co Ltd	JPY	Consumer Discretionary	1.25%
Fujikura Ltd	JPY	Industrials	2.32%
Hitachi Construction Machinery	JPY	Industrials	1.95%
Hoya Corp	JPY	Health Care	0.72%
Japan Aviation Electronics Ind	JPY	Information Technology	0.55%
Kanematsu Corp	JPY	Industrials	0.29%
Katitas Co Ltd	JPY	Real Estate	1.60%
KDDI Corp	JPY	Communication Services	1.26%
Kewpie Corp	JPY	Consumer Staples	0.98%
Kitz Corp	JPY	Industrials	0.34%
Konica Minolta Inc	JPY	Information Technology	0.26%
Kuraray Co Ltd	JPY	Materials	0.53%
Kurita Water Industries Ltd	JPY	Industrials	0.45%
Lion Corp	JPY	Consumer Staples	1.19%
LY Corp	JPY	Communication Services	0.79%
Mabuchi Motor Co Ltd	JPY	Industrials	0.34%
MatsukiyoCocokara & Co	JPY	Consumer Staples	0.64%
Meidensha Corp	JPY	Industrials	0.35%
MIRAIT ONE corp	JPY	Industrials	0.43%
MISUMI Group Inc	JPY	Industrials	0.43%
Mitsubishi UFJ Financial Group	JPY	Financials	1.42%
Mizuho Financial Group Inc	JPY	Financials	1.82%
MS&AD Insurance Group Holdings	JPY	Financials	2.88%
Murata Manufacturing Co Ltd	JPY	Information Technology	1.71%
NEC Corp	JPY	Information Technology	0.25%
NGK Insulators Ltd	JPY	Industrials	2.50%
Nintendo Co Ltd	JPY	Communication Services	4.39%
Nippon Building Fund Inc	JPY	Real Estate	0.29%
Nisshin Seifun Group Inc	JPY	Consumer Staples	0.63%
Nitto Denko Corp	JPY	Materials	1.07%
Nomura Real Estate Master Fund	JPY	Real Estate	0.42%
Olympus Corp	JPY	Health Care	0.95%
Ono Pharmaceutical Co Ltd	JPY	Health Care	0.69%
Otsuka Holdings Co Ltd	JPY	Health Care	1.02%
Recruit Holdings Co Ltd	JPY	Industrials	3.61%
Renesas Electronics Corp	JPY	Information Technology	0.50%
Sanwa Holdings Corp	JPY	Industrials	2.04%
SCREEN Holdings Co Ltd	JPY	Information Technology	0.54%
Sekisui Chemical Co Ltd	JPY	Industrials	1.70%

Underlying	Currency	Portfolio category	Weight as of 31.07.2025
Shin-Etsu Chemical Co Ltd	JPY	Materials	1.54%
Shionogi & Co Ltd	JPY	Health Care	1.48%
SoftBank Corp	JPY	Communication Services	1.68%
Sompo Holdings Inc	JPY	Financials	2.42%
Sony Group Corp	JPY	Consumer Discretionary	5.76%
Sumitomo Bakelite Co Ltd	JPY	Materials	0.72%
Sumitomo Mitsui Financial Grou	JPY	Financials	3.41%
Takeda Pharmaceutical Co Ltd	JPY	Health Care	1.70%
TDK Corp	JPY	Information Technology	0.92%
Tokio Marine Holdings Inc	JPY	Financials	1.60%
Tokyo Electron Ltd	JPY	Information Technology	1.58%
Topcon Corp	JPY	Information Technology	0.39%
TOPPAN Holdings Inc	JPY	Industrials	0.79%
Toyota Boshoku Corp	JPY	Consumer Discretionary	0.30%
Trend Micro Inc/Japan	JPY	Information Technology	0.75%
Tsuruha Holdings Inc	JPY	Consumer Staples	0.53%
USS Co Ltd	JPY	Consumer Discretionary	0.86%
Valor Holdings Co Ltd	JPY	Consumer Staples	1.48%
West Japan Railway Co	JPY	Industrials	0.45%
Yaskawa Electric Corp	JPY	Industrials	0.48%

#### Disclaimer

This document is produced solely for information purposes. All information and data in this document comes from sources which Zürcher Kantonalbank considers to be reliable at the time the document was prepared. All calculations and statements were produced with the greatest care. However, no responsibility can be accepted for their correctness, accuracy, completeness and appropriateness – whether expressed or implied. This document does not constitute an offer to buy or sell any security; nor does it contain the basis for a contract or any other kind of obligation.

All investments, for example in bonds, equities, options and derivatives, involve risk. No investment decision with respect to any security should be taken on the basis of this document. Zürcher Kantonalbank shall not be responsible for any consequences, in particular losses, which arise or may arise as a result of the use of or failure to use the views and conclusions contained in this document. Past performance and investment prices are no guide to the future development of the investment. Zürcher Kantonalbank makes no warranty that the implied or specified performance will be achieved.

Sale or offering of structured products may be subject to country-specific selling restrictions, which must imperatively be followed. For the above-mentioned structured products and the present document the following restrictions apply: U.K., Guernsey, EEA-member states, USA and U.S. persons. In particular must this publication and the information contained within not be distributed and / or redistributed, used or relied upon, by any person (whether individual or entity) who may be a US person under Regulation S under the US Securities Act of 1933. US persons include any US resident; any corporation, company, partnership or other entity organized under any law of the United States; and other categories set out in Regulation S. Investors are reminded, that telephone conversations with trading or sales units of the Zürcher Kantonalbank are recorded. Investors, who have telephone conversations with these units consent tacitly to the recording.