

ZKB MeinIndex Sustainable Wind

Reporting | CH Sec No. 10 687 121

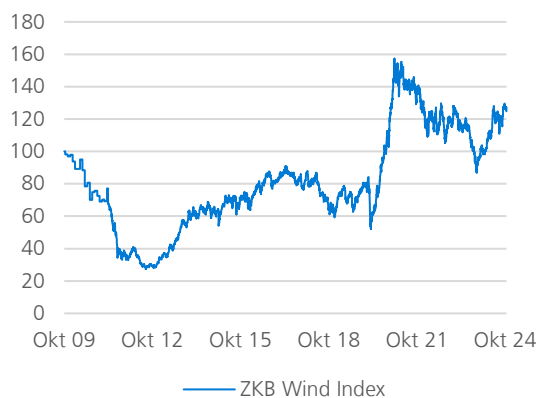
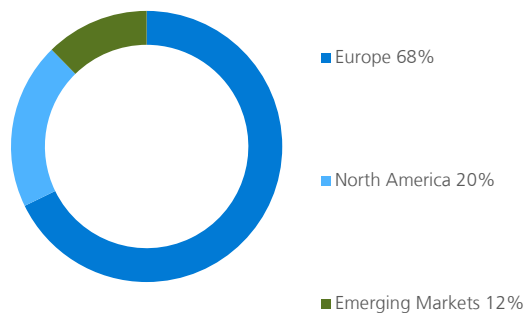
31.10.2024

This is a Structured Product. It does not constitute a collective investment scheme within the meaning of the Swiss Federal Act on Collective Investment Schemes (CISA) and it is not subject to authorisation or supervision by FINMA. The issuer risk is borne by investors.

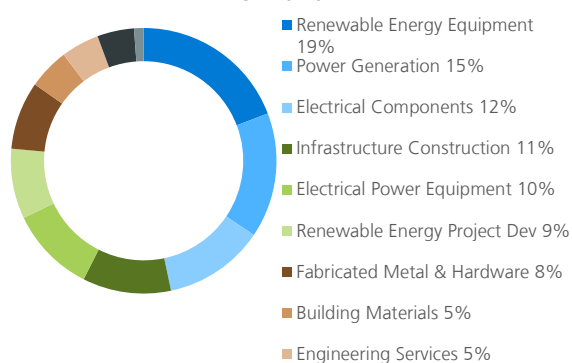
In brief

- Unlike fossil fuels, wind energy is infinitely available and does not involve any recurring fuel costs.
- Wind energy brings a host of ecological benefits.
- Including the CO₂ costs of fossil-fired power plants, electricity produced from wind energy is already competitive in many instances.
- Wind energy also has a dampening effect on electricity spot prices.
- Wind energy's share of global electricity production is likely to be between 15 and 20 %

Distribution by region as of 31.10.2024



Distribution by portfolio category as of 31.10.2024



Performance figures ZKB MeinIndex Sustainable Wind

Absolute		Annualized
1m	-2.0%	
3mths	1.6%	
1y	39.7%	
3y	-10.9%	-3.6%
5y	70.0%	14.0%
since launch	24.8%	1.6%

Annual performance	
2016	10.4%
2017	-0.1%
2018	-26.4%
2019	32.3%
2020	80.6%
2021	-10.5%
2022	-9.3%
2023	-11.5%
2024 YTD	20.2%

Wind

The production of electricity from wind is based on a tradition of wind use dating back centuries. Wind turbines' current configuration – a rotor with three blades, attached to a gondola above a tower – became established in the 1980s. Wind power exhibits a series of ecological benefits. The time taken by a turbine to recoup the cost involved in its own manufacturing (energetic amortization time) is now just a little over six months. The wind turbine also needs hardly any water to operate, giving it significant advantages over coal or nuclear-fired power stations. This form of energy is furthermore available on a relatively decentralized basis. At the end of its service life, a wind turbine can be completely dismantled and recycled.

The growth of the wind energy sector reflects these benefits. Worldwide, the expansion of wind power continues apace.

Annual growth in wind energy production capacity has averaged 28 % since 2000. Forecasts suggest that – in a modest

scenario – capacity could be expanded to up to 800 GW by 2020, which would mean wind energy accounting for 9 % of

global electricity production. Integration of wind energy plants with the electricity grid is another important point. In many countries, wind power already

has a considerable share of the total electricity produced. In

five European countries, this share is more than 7 % whereby

Denmark and Spain are top of the group with 21 % and 14.5

% respectively. This has a dampening effect on electricity spot prices.

ZKB MeinIndex Sustainability Wind

For the ZKB MeinIndex Sustainability Wind, companies from

the three groups in the value chain are selected from the

sustainable investment universe of Zürcher

Kantonalbank. The

primary focus is on the manufacturing of wind turbines for

electricity production (manufacturers and suppliers), as well as

project planning for wind farms and additional wind-farm

services. This index does not depict the operation of wind

Key data ZKB MeinIndex Sustainable

Wind

CH Sec No.	10 687 121
Bloomberg Symbol	ZKBIWIND

Open End ZKB Tracker Certificates

CH Sec No.	ISIN	Symbol	Tranche
10 716 408	CH0107164086	TRWIND	Retail

Wind turbine producers

Companies which are involved in the development, production, distribution and/or servicing of wind turbines.

Suppliers

Suppliers to the wind turbine manufacturers include producers of gears, rotor blades, generators, electrical components, towers and companies that connect wind farms to the grid.

Project developers

Project developers are involved in the development, production and operation (on behalf of third parties) of wind farms.

Contact

Sales Structured Products
Zürcher Kantonalbank
P.O. Box, 8010 Zürich
Phone: +41 (0)44 293 66 65
E-Mail: derivate@zkb.ch

ZKB MeinIndex Sustainable Wind Components as of 31.10.2024

Underlying	Currency	Portfolio category	Weight as of 31.10.2024
ABB Ltd	CHF	Electrical Components	4.65%
Arcosa Inc	USD	Infrastructure Construction	5.43%
Cadeler A/S	NOK	Renewable Energy Project Dev	4.21%
Corp ACCIONA Energias Renovabl	EUR	Renewable Energy Project Dev	4.31%
CS Wind Corp	KRW	Renewable Energy Equipment	3.11%
Deme Group NV	EUR	Engineering Services	4.64%
EDP Renovaveis SA	EUR	Power Generation	3.48%
Energiekontor AG	EUR	Power Generation	3.12%
Goldwind Science & Technology	HKD	Renewable Energy Equipment	4.58%
Gurit Holding AG	CHF	Specialty Chemicals	1.16%
MasTec Inc	USD	Infrastructure Construction	5.33%
Nexans SA	EUR	Electrical Components	3.66%
NKT A/S	DKK	Electrical Components	3.94%
Nordex SE	EUR	Renewable Energy Equipment	4.00%
Orsted AS	DKK	Power Generation	3.98%
Owens Corning	USD	Building Materials	4.97%
Prysmian SpA	EUR	Fabricated Metal & Hardware	4.16%
Redeia Corp SA	EUR	Electric Transmission & Dist	4.48%
Schneider Electric SE	EUR	Electrical Power Equipment	4.50%
Siemens Energy AG	EUR	Electrical Power Equipment	5.97%
SIF Holding NV	EUR	Renewable Energy Equipment	3.98%
Terna Energy SA	EUR	Power Generation	4.65%
Timken Co/The	USD	Fabricated Metal & Hardware	4.12%
Vestas Wind Systems A/S	DKK	Renewable Energy Equipment	3.52%

Disclaimer

This document is produced solely for information purposes. All information and data in this document comes from sources which Zürcher Kantonalbank considers to be reliable at the time the document was prepared. All calculations and statements were produced with the greatest care. However, no responsibility can be accepted for their correctness, accuracy, completeness and appropriateness – whether expressed or implied. This document does not constitute an offer to buy or sell any security; nor does it contain the basis for a contract or any other kind of obligation.

All investments, for example in bonds, equities, options and derivatives, involve risk. No investment decision with respect to any security should be taken on the basis of this document. Zürcher Kantonalbank shall not be responsible for any consequences, in particular losses, which arise or may arise as a result of the use of or failure to use the views and conclusions contained in this document. Past performance and investment prices are no guide to the future development of the investment. Zürcher Kantonalbank makes no warranty that the implied or specified performance will be achieved.

Sale or offering of structured products may be subject to country-specific selling restrictions, which must imperatively be followed. For the above-mentioned structured products and the present document the following restrictions apply: U.K., Guernsey, EEA-member states, USA and U.S. persons. In particular must this publication and the information contained within not be distributed and / or redistributed, used or relied upon, by any person (whether individual or entity) who may be a US person under Regulation S under the US Securities Act of 1933. US persons include any US resident; any corporation, company, partnership or other entity organized under any law of the United States; and other categories set out in Regulation S. Investors are reminded, that telephone conversations with trading or sales units of the Zürcher Kantonalbank are recorded. Investors, who have telephone conversations with these units consent tacitly to the recording.